




ROAD TRIP



ITINERARY PLANNER

FROM: ___ / ___ / ___

TO: ___ / ___ / ___

DAY	Start Point	End Point	Driving Distance	Accommodation	Activities/ Places to see
1					
2					
3					
4					
5					
6					
7					


NOTES



THE ROAD TRIP EXPERT



ROAD TRIP PACKING LIST



DATE: _____

DESTINATION: _____

ESSENTIALS

- ID, License, registration, & insurance
- Phone, wallet, & keys
- Car phone holder & charger
- Medical Prescriptions
- Pillows & Blankets
- GPS Device/Smartphone
- Paper Maps
- Emergency Contacts List
- Power bank
- Breakdown kit & dashcam
- Face Masks (in case they're required)

PERSONAL CARE

- First-Aid Kit
- Hand Sanitizer
- Toothbrush & Toothpaste
- Wet Wipes
- Sunscreen
- Towels
- Toilet Paper
- Bug repellent

FOOD PREPARATION

- Water Bottles
- Cooler
- Snacks
- Reusable Cups & Plates
- Utensils: Forks, knives, spoons.
- Food storage containers
- Paper towels

CLOTHING

- Sunglasses
- Comfortable shoes & walking boots
- Weather-Appropriate Clothing
 - Waterproof Jacket
 - Swimsuits
 - Warm hat & gloves
 - Warm coat & fleece
 - Hat
- Underwear & socks
- Pants & shorts
- Shirts & sweaters

ACCESSORIES


- Backpack
- Camera & Accessories
- Car phone holder & charger
- Bluetooth converter
- Window sunshades
- Portable speaker & Road trip playlist
- Playing cards & Travel Games

MISCELLANEOUS

- Garbage Bags
- Notebook & Pen
- Tape
- Multi-tool or Swiss Army Knife
- _____
- _____
- _____



ROAD TRIP VEHICLE CHECKLIST



DATE: _____

DESTINATION: _____

EXTERIOR CHECKS

- Tire Pressure (use a tire pressure gauge)
- Tire Tread (use the penny test)
- Lights (turn on engine)
 - Headlights (low beam and high beam)
 - Tail lights
 - Brake lights
 - Turn signals
 - Hazard lights
- Windshield and Wipers
 - Check for cracks or chips in the windshield
 - Fill windshield washer fluid
 - Make sure wipers clear water effectively
- License Plate (securely attached & clearly visible)
- Windows & mirrors (clean for visibility)

FLUID CHECKS

- Engine Oil (Use dipstick to check levels (vehicle should be off and cool))
- Coolant: (Check level in reservoir (do not open when hot))
- Transmission Fluid (Use dipstick to check levels)
- Power Steering Fluid (Check level in reservoir)
- Brake Fluid (Check level in reservoir)

INTERIOR CHECKS

- Steering Wheel (Make sure it turns easily without resistance or noise)
- Dashboard Warning Lights (Make sure no warning lights are on)
- Air Conditioning and Heating (Test to ensure they're working properly)
- Seatbelts (Confirm all seatbelts latch and retract smoothly)
- Brakes (Check brake pedal resistance & listen for any squeaking or grinding noises)


GENERAL PREPAREDNESS

- Spare Tire & Tools (Jack & lug wrench)
- Jumper cables
- Important Documents
 - Driver's license
 - Vehicle registration
 - Car insurance info
 - Owner's manual
 - Roadside assistance contact info
- Emergency Kit
 - First aid kit
 - Flashlight with extra batteries
 - Blankets
 - Bottled water & non-perishable food
- Maps (GPS device/smartphone & paper maps as backup)
- Reflective triangle





ROAD TRIP



BUDGET PLANNER

FROM: ___/___/___

PAID AHEAD: _____

TO: ___/___/___

TOTAL BUDGET: _____

TRANSPORTATION

Date		Estimate	Amount
Total:			

ACCOMONDATION

Date		Estimate	Amount
Total:			

FOOD & DINING

Date		Estimate	Amount
Total:			

EMERGENCY & MISCELLANEOUS

Date		Estimate	Amount
Total:			

TOTALS

	Estimate	Amount
TRANSPORTATION		
ACCOMMODATION		
FOOD & DRINKS		
EMERGENCY & MISCELLANEOUS		
ENTERTAINMENT & ACTIVITIES		
Total:		

ENTERTAINMENT & ACTIVITIES

Date		Estimate	Amount
Total:			

